

ART Gallery Report

0350 Program Evaluation Toolkit for 0550/0551/0552

0354 Program Evaluation Toolkit for 0554.00/0554.01

Contents

1. INTRODUCTION:	2
2. REPORT INSTRUCTIONS AND PROMPTS:.....	3
3. DESCRIPTION AND LAYOUT:	6
3.1. Information common to multiple tabs	6
3.2. 0350 – Tab A, 0550	6
3.3. 0350 – Tab B, 0551	7
3.4. 0350 – Tab C, 0552	8
3.5. 0354 – Tab A, 0554.00/0554.01	9
3.6. 0354 – Tab B, Additional Information	10
4. INPUT CONTROLS:	11
4.1. 0350 – Tab A, 0550	11
4.2. 0350 – Tab B, 0551	12
4.3. 0350 – Tab C, 0552	13
4.4. 0354 – Tab A, 0554.00/0554.01	14
5. ALERTERS:	14
5.1. There are no alerters for either the 0350 or the 0354 Report.	14
6. DIMENSIONS USED:	15
6.1. 0350 - Information common to multiple tabs	15
6.2. 0350 – Tab A, 0550	15
6.3. 0350 – Tab B, 0551	15
6.4. 0350 – Tab C, 0552	15
6.5. 0354 – Tab A, 0554.00/0554.01	15
7. TECHNICAL INFORMATION:.....	16
7.1. How the data are pulled:.....	16
7.2. Technical notes:.....	16
7.3. Modification options:	16
8. MAPPING OBJECTS:	17
9. REVISION HISTORY:.....	21

1. INTRODUCTION:

Explore the composition of the entry exits comprising your program's outcomes. This report series, designed to be used in conjunction with the corresponding outcomes reports, allows you to see in one table the structural and demographic characteristics associated with your program's outcomes during the time of the client's entry exit. Use the 0550-level report to determine the percentage of positive outcomes; use these reports to better understand the characteristics of those positive outcomes. Use of input controls allows the selection of all positive or negative outcomes to explore commonalities among entry-exit characteristics.

Currently available reports include the 0350: Program Evaluation Toolkit for the 0550, 0551, and 0552 Exit Destination, Exit Reason Leaving, and Goal Outcomes Reports, and 0354: Program Evaluation Toolkit for the 0554.00 and 0554.01 Income Maintenance and Improvement Reports.

These reports can be run by case managers to see how their clients fare, and for program staff and executive directors to determine common elements in positive or negative outcomes to determine possible improvements in interventions.

The report should be run any time data are needed regarding outcomes and ways to improve them.

Prerequisites and workflow requirements: This report requires the use of entry-exits for the programs included in the report and the use of the same assessments of the corresponding outcome report. For correspondence of values between the 0350 and the 0552 report, the workflow creating services directly within a goal should be used.

Depending on the openness of your implementation, some stakeholders may be limited in their view of the data.

Compatibility and system requirements: This report requires ServicePoint 5x and ART 3x.

2. REPORT INSTRUCTIONS AND PROMPTS:

The easiest way to start using this report is to navigate to the automapper. This is a folder that has the reports automatically mapped to your site, so that you don't have to map them yourself. You can navigate to the automapper as shown in Figure 2.1 below:

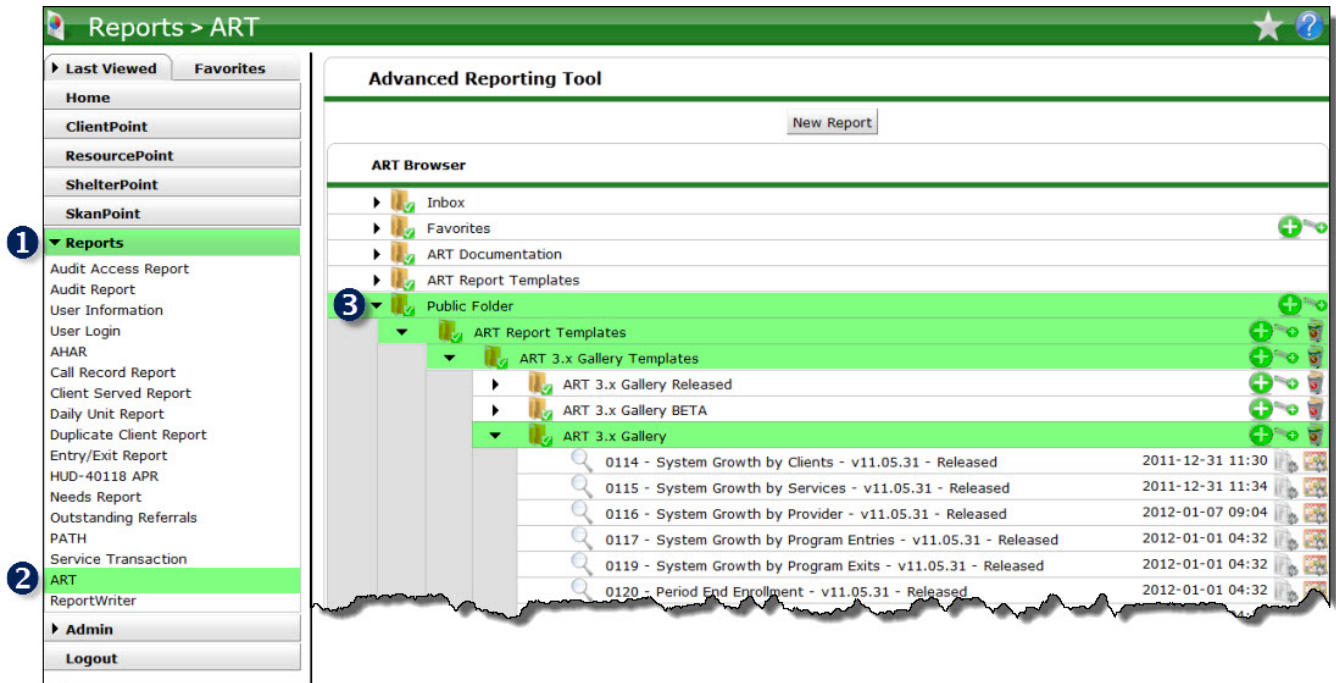


Figure 2.1

Requests for additional information concerning the report function/design should be directed to Bowman Systems' Customer Support Specialist (CSS) staff.

How to run: Upon opening the report, the User will be prompted (see Figure 2.2) to specify parameters which control the data returned by the report. Once the User has provided these parameters by responding to the user prompts, a green check-mark will appear next to each field to indicate that a selection has been made. The User should then single-click the "Refresh Data" button to generate the report.

Select or type the prompt values for each prompt below.

✓	EDA Provider -Default Provider-
✓	▼ Enter Provider(s) for Report: 1 10th Street Shelter(2055);1 ABC Shelter for Women and Children EDA Provider -Default Provider-
✓	Enter Start Date: 7/1/2012 12:00:00 AM
✓	Enter End Date PLUS 1 Day: 8/1/2012 12:00:00 AM
✓	▼ Select non-HUD EE Destination 1: none selected EDA Provider -Default Provider-
✓	▼ Select non-HUD EE Destination 2: none selected EDA Provider -Default Provider-
✓	▼ Select non-HUD EE Destination 3: none selected EDA Provider -Default Provider-
✓	▼ Select non-HUD EE Destination 4: none selected EDA Provider -Default Provider-
✓	▼ Select non-HUD EE Destination 5: none selected EDA Provider -Default Provider-
✓	▼ Select non-HUD EE Destination 6: none selected EDA Provider -Default Provider-
✓	▼ Select non-HUD equivalent to Emergency Shelter: none selected

0350 Program Evaluation Toolkit for 0550/0551/0552 – Figure 2.2

The user prompts contained in the 0350 report are:

1. **EDA Provider:** The user should select the EDA provider to run the report as, or leave it at the "-Default Provider-" if the default has the appropriate security level.
2. **Enter Provider(s) for Report:** The user should select the providers to include for the report.
3. **Enter Start Date:** The user should enter (or select from the calendar) the first date in the range of interest. Entry exits after this date and before the "Enter End Date PLUS 1 Day" prompt date will be included in the report.
4. **Enter End Date PLUS 1 Day:** The user should enter (or select from the calendar) one day after the last date the range of interest. Entry Exits before the end date and after the start date will be included in the report.
5. **Select non-HUD EE Destination 1-6:** These prompts allow the user to specify non-HUD type Entry Exit Destinations.
6. **Select non-HUD equivalent to Emergency Shelter, Transitional Housing, Permanent Supportive, Homeless Outreach, HPRP, Service Only Program, Other, Safe Haven, Permanent Housing:** These prompts allow the user to specify non-HUD type Program Type Codes.
7. **Select Positive non-HUD equivalent to Reason Leaving:** This prompt allows the user to specify non-HUD Reason for Leaving types that should be considered as Positive Outcomes
8. **Select Negative non-HUD equivalent to Reason Leaving:** This prompt allows the user to specify non-HUD Reason for Leaving types that should be considered as Negative Outcomes

Select or type the prompt values for each prompt below.

✓	EDA Provider -Default Provider-
✓	Enter Start Date: 1/1/2012 12:00:00 AM
✓	Enter End Date PLUS 1 Day: 8/1/2012 12:00:00 AM
✓	<input type="checkbox"/> Select Entry Type: none selected EDA Provider -Default Provider-
✓	<input type="checkbox"/> Enter Provider(s) for Report: none selected EDA Provider -Default Provider-
✓	<input type="checkbox"/> Include Children In Report? Yes EDA Provider -Default Provider-

0354 Program Evaluation Toolkit for 0554.00/0554.01 – Figure 2.3

The user prompts contained in the 0354 report are:

1. **EDA Provider:** The user should select the EDA provider to run the report as, or leave it at the "-Default Provider-" if the default has the appropriate security level.
2. **Enter Start Date:** The user should enter (or select from the calendar) the first date in the range of interest. Entry exits after this date and before the "Enter End Date PLUS 1 Day" prompt date will be included in the report.
3. **Enter End Date PLUS 1 Day:** The user should enter (or select from the calendar) one day after the last date the range of interest. Entry Exits before the end date and after the start date will be included in the report.
4. **Enter Provider(s) for Report:** Click the "refresh list" icon and wait for the left window to refresh. Now select the providers to include by highlighting them in the left window and moving them into the right window using the right selection arrow.
5. **Include Children In Report:** The user should select Y to include children in the report.

3. DESCRIPTION AND LAYOUT:

3.1. Information common to multiple tabs

How to read: The report contains six tabs. Each tab is a separate sub-report containing three sections:

- **Report Header:** The header contains the title of the report, and specifies any date parameters. When running the report in “modify” view, the report header is only visible in print/page layout mode.
- **Report Footer:** The report footer contains the title of the report, the name of the sub-report, the page number, the version number, and the date/time the report was run /printed. Like the header, the footer is only visible in print mode when the report is run in modify view.
- **Report Body:** The Report Body is the main section of the report located between the header and the footer where the reports data is displayed in a variety of different chart and graph formats.

3.2. 0350 – Tab A, 0550

This tab contains a table that will display any client with an Entry Exit within the report time frame for the 0550 report.

0550 - Exit Destination Outcome Evaluation Tool														
Report Date Range: 7/1/12 - 7/31/12														
EE Id 148	Type Code	Entry Exit Destination	EE Entry	EE Exit	Gender	Family Status	Race	Age at Exit	Vet	Service Count	Income Count	Income per EE	Outcome	Client Id 146
462796	SH	Place not meant for habitation (e.g., a vehicle or anywhere outside)	6/6/2012	7/2/2012	Female	Single Adult	Black or African American	30	N	0	3	\$1,494.00	N	8628
463089	SH	Transitional housing for homeless persons (including homeless youth)	5/4/2012	7/26/2012	Female	Single Adult	Black or African American	61	N	0	4	\$2,580.00	P	13715
444266	TH	Rental by client, no housing subsidy	12/1/2011	7/12/2012	Female	Single Adult/Child	Black or African American	34	N	26	0		P	31157

Figure 3.2

Column Explanations:

- **EE Id:** This column displays the Entry Exit Id for each client.
- **Type Code:** This column displays the Program Type code for the Entry Exit Program.
- **Entry Exit Destination:** This column displays the destination for each client upon exit from the program.
- **EE Entry:** This column lists the Entry Exit Entry date for each client.
- **EE Exit:** This column lists the Entry Exit Exit date for each client.
- **Gender:** This column displays the Gender of each client.
- **Family Status:** This column displays the Family Status for each client.
- **Race:** This column displays the race for each client.
- **Age at Exit:** This column displays the client age as of program exit.
- **Vet:** This column displays the Veteran Status for each client.
- **Services Count:** This column displays the number of services each client received.
- **Income Count:** This column displays the number of income sources that each client received.
- **Income per EE:** This column displays the amount of income per Entry Exit.
- **Outcome:** This column displays the Outcome for each client.
- **Client Id:** This column displays the Client Id for each client.

3.3. 0350 – Tab B, 0551

This tab contains a table that will display any client with an Entry Exit within the report time frame for the 0551 report.

0551 - Exit Reason Leaving Outcome Evaluation Tool														
Report Date Range: 7/1/12 - 7/31/12														
EE Id 148	Type Code	Reason Leaving	EE Entry	EE Exit	Gender	Family Status	Race	Age at Exit	Vet	Service Count	Income Count	Income per EE	Outcome	Client Id 146
462796	SH	Non-compliance with program	6/6/2012	7/2/2012	Female	Single Adult	Black or African American	30	N	0	3	\$1,494.00	N	8,628
463089	SH	Non-compliance with program	5/4/2012	7/26/2012	Female	Single Adult	Black or African American	61	N	0	4	\$2,580.00	N	13,715
444266	TH	Left for housing opp. before completing program	12/1/2011	7/12/2012	Female	Single Adult / Child	Black or African American	34	N	26	0		P	31,157
465043	ES	Left for housing opp. before completing program	7/5/2012	7/9/2012	Male	Single Adult	White	48	N	1	1	\$1,030.00	P	40,305
445769	HRRP	Non-compliance with program	12/1/2011	7/2/2012	Female	Single Adult	Black or African American	31	N	1	2	\$922.00	N	44,013

Figure 3.3

Column Explanations:

- **EE Id:** This column displays the Entry Exit Id for each client.
- **Type Code:** This column displays the Program Type code for the Entry Exit Program.
- **Reason Leaving:** This column displays the Reason for Leaving for each client.
- **EE Entry:** This column lists the Entry Exit Entry date for each client.
- **EE Exit:** This column lists the Entry Exit Exit date for each client.
- **Gender:** This column displays the Gender of each client.
- **Family Status:** This column displays the Family Status for each client.
- **Race:** This column displays the race for each client.
- **Age at Exit:** This column displays the client age as of program exit.
- **Vet:** This column displays the Veteran Status for each client.
- **Services Count:** This column displays the number of services each client received.
- **Income Count:** This column displays the number of income sources that each client received.
- **Income per EE:** This column displays the amount of income per Entry Exit.
- **Outcome:** This column displays the Outcome for each client.
- **Client Id:** This column displays the Client Id for each client.

3.4. 0350 – Tab C, 0552

This tab contains a table that will display any client with an Entry Exit within the report time frame for the 0552 report.

0552 - Goal Outcome Evaluation Tool													
Report Date Range: 7/1/12 - 7/31/12													
EE Id	Goal Id	Goal Type	Goal Outcome	Gender	Family Status	Race	Age at Entry	Vet	Service Count	Income Count	Income per EE	Outcome	Client Id
375932	70708	Maintain A Job	Achieved	Male	Single Adult	White	48	N	5	1	\$1,700.00	P	345555
375932	70712	Supportive AODA Services		Male	Single Adult	White	48	N	3	1	\$1,700.00	I	345555
375932	70713	Move to Permanent Housing	Achieved	Male	Single Adult	White	48	N	3	1	\$1,700.00	P	345555
425069	81298	Program Notes		Male	Single Adult	White	19	N	0	3	\$1,107.78	I	461504

Figure 3.4

Column Explanations:

- **EE Id:** This column displays the Entry Exit Id for each client.
- **Goal Id:** This column displays the Goal Id for each client.
- **Goal Type:** This column displays the goal type for each client.
- **Goal Outcome:** This column displays the goal outcome for each client.
- **Gender:** This column displays the Gender of each client.
- **Family Status:** This column displays the Family Status for each client.
- **Race:** This column displays the race for each client.
- **Age at Entry:** This column displays the client age as of program entry.
- **Vet:** This column displays the Veteran Status for each client.
- **Services Count:** This column displays the number of services each client received.
- **Income Count:** This column displays the number of income sources that each client received.
- **Income per EE:** This column displays the amount of income per Entry Exit.
- **Outcome:** This column displays the Outcome for each client.
- **Client Id:** This column displays the Client Id for each client.

3.5. 0354 – Tab A, 0554.00/0554.01

This tab contains a table that will display any client with an Entry Exit within the report time frame for the 0554.00/0554.01 reports.

Program Evaluation Toolkit for 0554.00 and 0554.01														
0554 - Income Maintenance and Improvement Evaluation Tool														
Date Range: 1/1/12 - 7/31/12														
EE Id #1	Income Category	Reason Leaving	Gender	Family Status	Race	Age at Entry	Vet	Number Services	Number Incomes	Income at Entry	Income at Exit	Client Id #1	Maintain Outcome	Improve Outcome
389925	\$1,590.70	Completed program	Female	Single Adult & Child	White	33	No	38	3	\$713.80	\$2,304.50	398161	P	P
389926	\$0.00	Completed program	Male	Single Adult & Child	White	12	No	22	0	\$0.00	\$0.00	398164	N	N
389927	\$0.00	Completed program	Female	Single Adult & Child	White	10	No	22	0	\$0.00	\$0.00	398166	N	N
408788	(\$800.00)	Completed program	Female	Single Adult	White	25	No	27	0	\$800.00	\$0.00	436462	N	N
425771	\$1,296.28	Completed program	Male	Multi Adult & Child	White	36	No	22	1	\$1,058.92	\$2,355.20	403297	P	P
425772	\$689.00	Completed program	Female	Multi Adult & Child	White	50	No	19	1	\$0.00	\$689.00	281798	P	P

Figure 3.5

Column Explanations:

- **EE Id:** This column displays the Entry Exit Id for each client.
- **Income Category:** This column displays the monthly income broken out by categories for each client.
- **Reason Leaving:** This column displays the Reason for Leaving at exit for each client.
- **Gender:** This column displays the gender of each client.
- **Family Status:** This column displays the Family Status for each client.
- **Race:** This column displays the race for each client.
- **Age at Entry:** This column displays the Age at Program Entry for each client.
- **Vet:** This column displays the Veteran Status for each client.
- **Number Services:** This column displays the number of services each client received.
- **Number Incomes:** This column displays the number of income sources that each client received.
- **Income At Entry:** This column displays the Income at Program Entry for each client.
- **Income At Exit:** This column displays the Income at Program Exit for each client.
- **Client Id:** This column displays the Client Id for each client.
- **Maintain Income:** This column displays whether the client has Maintained Income at exit during the date range selected in the prompts.
- **Improve Income:** This column displays whether the client has Improved Income at exit during the date range selected in the prompts.

3.6. 0354 – Tab B, Additional Information

This tab contains a table with the information given in the prompts and provider and client count information.

User Prompt Field	Value Selected
EDA Provider:	-Default Provider-
Enter Start Date:	1/1/12
Enter End Date PLUS 1 Day:	8/1/12
Select Entry Type:	none selected; Basic; Basic Center Program Entry/Exit; HPRP; HUD; PATH; Quick Call; Standard; Transitional Living Program Entry/Exit; VA
Enter Provider(s) for Report:	none selected; Rcdbjhn Ftgcims Ciensmfmook IJN Tfelhh/Nqobvihxq(7847)
Include Children In Report?	Yes

Providers Reporting Information	Client Count	Stays
Rcdbjhn Ftgcims Ciensmfmook IJN Tfelhh/Nqobvihxq(7847)	31	31

Figure 3.6

Column Explanations:

- **Providers Reporting Information:** This column provides the name of each provider included in the report.
- **Client Count:** This column gives a count of the number of clients served during the reporting period selected in the prompts.
- **Stays:** This column gives a count of the number of program stays for each client during the reporting period selected in the prompts.

4. INPUT CONTROLS:

4.1. 0350 – Tab A, 0550

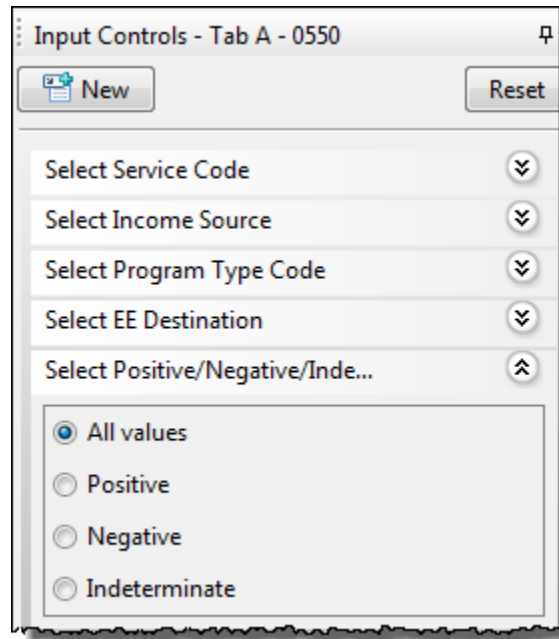


Figure 4.1

Input Controls:

- **Select Service Code:** This input control allows the user to filter the data based on the service code.
- **Select Income Source:** This input control allows the user to filter the data based on the income source.
- **Select Program Type Code:** This input control allows the user to filter the data based on the Program Type Code.
- **Select EE Destination:** This input control allows the user to filter the data based on the Entry/Exit Exit Destination.
- **Select Positive/Negative/Indeterminate:** This input control allows the user to filter the data based on whether the outcome was Positive, Negative or Indeterminate.

4.2. 0350 – Tab B, 0551

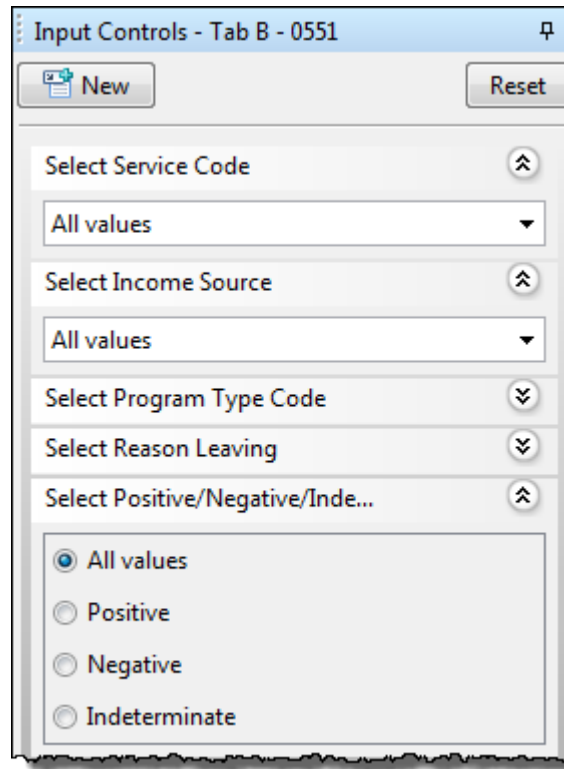


Figure 4.2

Input Controls:

- **Select Service Code:** This input control allows the user to filter the data based on the service code.
- **Select Income Source:** This input control allows the user to filter the data based on the income source.
- **Select Program Type Code:** This input control allows the user to filter the data based on the Program Type Code.
- **Select Reason Leaving:** This input control allows the user to filter the data based on the Reason for Leaving at exit.
- **Select Positive/Negative/Indeterminate:** This input control allows the user to filter the data based on whether the outcome was Positive, Negative or Indeterminate.

4.3. 0350 – Tab C, 0552

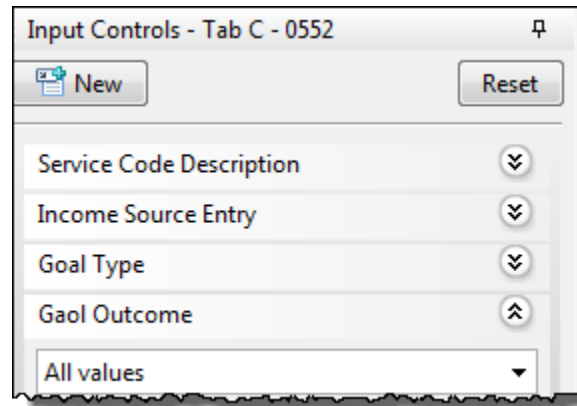


Figure 4.3

Input Controls:

- **Service Code Description:** This input control allows the user to filter the data based on the service code.
- **Income Source Entry:** This input control allows the user to filter the data based on the income source at program entry.
- **Goal Type:** This input control allows the user to filter the data based on the goal type.
- **Goal Outcome:** This input control allows the user to filter the data based on the goal outcome.

4.4. 0354 – Tab A, 0554.00/0554.01

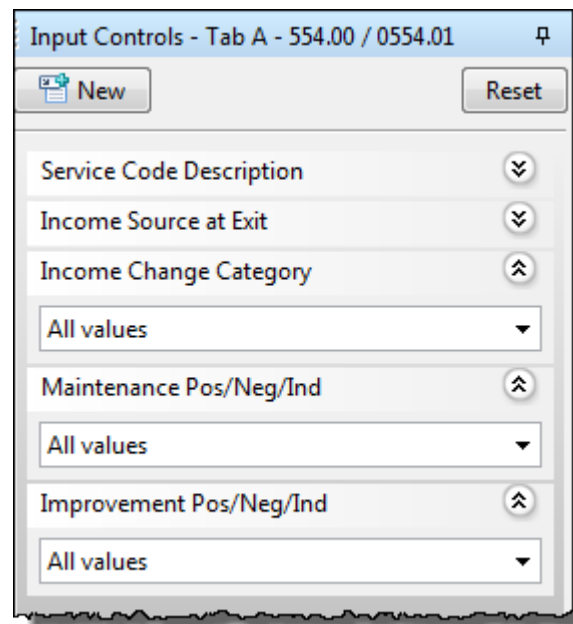


Figure 4.4

Input Controls:

- **Service Code Description:** This input control allows the user to filter the data based on the Service Code.
- **Income Source at Exit:** This input control allows the user to filter the data based on the Income Source at Program Exit.
- **Income Change Category:** This input control allows the user to filter the data based on the amount of the change in income at exit.
- **Maintenance Pos/Neg/Ind:** This input control allows the user to filter Maintenance of income based on Positive, Negative or Indeterminate.
- **Improvement Pos/Neg/Ind:** This input control allows the user to filter Improvement of income based on Positive, Negative or Indeterminate.

5. ALERTERS:

5.1. There are no alerters for either the 0350 or the 0354 Report.

6. DIMENSIONS USED:

6.1. 0350 - Information common to multiple tabs

Additional Dimensions	Client ID, Client Uid, Entry Exit Uid, Entry Exit Group Id, Entry Exit Provider Id, Entry Exit Entry Date, Entry Exit Exit Date, Client Gender, Client Primary Race, Client Date of Birth, US Military Veteran, Service Uid, Service Code Description, Service Inactive, Service Provide Provider, Service Provide Start Date, Service Provide End Date, Service Need Id, Income received from any source in past 30 days, Recordset ID (140-recordset_id), Provider (140-provider), Source of Income, Start Date, End Date
------------------------------	---

6.2. 0350 – Tab A, 0550

Additional Dimensions	Entry Exit Provider Program Type Code, Entry Exit Destination
------------------------------	---

6.3. 0350 – Tab B, 0551

Additional Dimensions	Entry Exit Provider Program Type Code, Entry Exit Reason Leaving
------------------------------	--

6.4. 0350 – Tab C, 0552

Additional Dimensions	Goal Uid, Goal inactive, Goal Provider, Goal Type, Goal Outcome, Goal Follow up Outcome, Goal Date Set, Goal Group Id, Goal Household Id, Goal Classification, Need Goal Id
------------------------------	---

6.5. 0354 – Tab A, 0554.00/0554.01

Additional Dimensions	Client Uid, Client Unique Id, Entry Exit Uid, Entry Exit Entry Date, Entry Exit Exit Date, Entry Exit Provider Id, Entry Exit Group Uid, Entry Exit Reason Leaving, Client Date of Birth, US Military Veteran, Client Primary Race, Client Gender, Service Uid, Service Code Description, Service Inactive, Entry Exit Type, Income received from any source in past 30 days, Recordset ID (140-recordset_id), Provider (140-provider), Source of Income, Start Date, End Date, Client Age at Entry
------------------------------	---

7. TECHNICAL INFORMATION:

7.1. How the data are pulled:

The 0350 Program Evaluation toolkit for 0550/0551/0552 utilizes 7 separate queries, all of which are based on the ee_u.

The 0354 Program Evaluation toolkit for 0554.00/0554.01 utilizes 3 separate queries, all of which are based on the ee_u.

7.2. Technical notes:

1. Input Controls on their respective Tabs should be used one at a time. Using them in conjunction may result in no data returned.
2. Refer to the Data Quality Tab L of the 0552 Report to see where data quality issues for Goal Data need to be corrected. Once these data quality issues are corrected the data in Tab C will be reflected correctly.
3. The 0552 report supports 2 different service workflows, all services occurring within the goal time period and services linked directly to goals. The 0350 supports only the workflow where services are linked directly to goals.

7.3. Modification options:

There are no recommended modifications for this report.

8. MAPPING OBJECTS:

A listing of the report objects and their source universe and source folder is provided below.

0350 – 0550/0551/0552

QUERY NAME	OBJECT TYPE	FIELD NAME	LOCATION
EE Entry Universe: ee_u (Entry Exit Universe)	Result Objects:	Client Uid	Entry Exit / Clients folder
		Client Date of Birth	Entry Exit / Clients folder
		Client Primary Race	Entry Exit / Clients folder
		Client Gender	Entry Exit / Clients folder
		Entry Exit Provider Program Type	Entry Exit folder
		Entry Exit Uid	Entry Exit folder
		Entry Exit Provider Id	Entry Exit folder
		Entry Exit Entry Date	Entry Exit folder
		Entry Exit Exit Date	Entry Exit folder
		Entry Exit Group Id	Entry Exit folder
		Entry Exit Destination	Exit Objects folder
		Entry Exit Reason Leaving	Exit Objects folder
		Is Client US Military Veteran	Entry Objects folder
	Filter Objects:	Client Inactive	Entry Exit / Clients folder
	Entry Exit Inactive	Entry Exit folder	
EE Exit Universe: ee_u (Entry Exit Universe)	Result Objects:	Client Uid	Entry Exit / Clients folder
		Entry Exit Uid	Entry Exit folder
		Entry Exit Entry Date	Entry Exit folder
		Entry Exit Group Id	Entry Exit folder
		Entry Exit Destination	Exit Objects folder
		Is Client US Military Veteran	Exit Objects folder
		Service Uid	Entry Exit / Services (Outer) folder
		Service Code Description	Entry Exit / Services (Outer) folder
		Service Inactive	Entry Exit / Services (Outer) folder
		Entry Exit Provider Program Type	Entry Exit folder
	Entry Exit Reason Leaving	Entry Exit folder	
Filter Objects:	Entry Exit Exit Date	Entry Exit folder	
Income Exit Universe: ee_u (Entry Exit Universe)	Result Objects:	Entry Exit Uid	Entry Exit folder
		Entry Exit Entry Date	Entry Exit folder
		Entry Exit Exit Date	Entry Exit folder
		Client Uid	Entry Exit / Clients folder
		Income received from any source in past 30 days	Exit Objects
		Recordset ID	Exit Objects / Monthly Income folder
		Provider	Exit Objects / Monthly Income folder
		Source of income	Exit Objects / Monthly Income folder
		Last 30 day income	Exit Objects / Monthly Income folder
		Start Date	Exit Objects / Monthly Income folder
		End Date	Exit Objects / Monthly Income folder
Dummy Universe: ee_u (Entry Exit	Result Objects:	Entry Exit Uid	Entry Exit folder
	Filter Objects:	Entry Exit Destination	Entry Exit folder

Universe)		Entry Exit Provider Program Type Code	Entry Exit folder
		Entry Exit Reason Leaving	Entry Exit folder
Goal Universe: ee_u (Entry Exit Universe)	Result Objects:	Entry Exit Uid	Entry Exit folder
		Entry Exit Entry Date	Entry Exit folder
		Client Uid	Entry Exit / Clients folder
		Goal Uid	Entry Exit / Goals folder
		Goal Inactive	Entry Exit / Goals folder
		Goal Provider	Entry Exit / Goals folder
		Goal Type	Entry Exit / Goals folder
		Goal Outcome	Entry Exit / Goals folder
		Goal Followup Outcome	Entry Exit / Goals folder
		Goal Date Set	Entry Exit / Goals folder
		Goal Group Id	Entry Exit / Goals folder
		Goal Household Id	Entry Exit / Goals folder
		Goal Classification	Entry Exit / Goals folder
	Filter Objects:	Entry Exit Exit Date	Entry Exit folder
Income Entry Universe: ee_u (Entry Exit Universe)	Result Objects:	Entry Exit Uid	Entry Exit folder
		Entry Exit Entry Date	Entry Exit folder
		Entry Exit Exit Date	Entry Exit folder
		Client Uid	Entry Exit / Clients folder
		Income received from any source in last 30 days	Entry Objects folder
		Recordset ID	Entry Objects / Monthly Income folder
		Provider	Entry Objects / Monthly Income folder
		Source of Income	Entry Objects / Monthly Income folder
		Last 30 Day Income	Entry Objects / Monthly Income folder
		Start Date	Entry Objects / Monthly Income folder
		End Date	Entry Objects / Monthly Income folder
	Goal Uid	Entry Exit / Goals folder	
	Filter Objects:	Goal Inactive	Entry Exit / Goals folder
	Goal Type	Entry Exit / Goals folder	
Svs ID Universe: ee_u (Entry Exit Universe)	Result Objects:	Entry Exit Uid	Entry Exit folder
		Entry Exit Entry Date	Entry Exit folder
		Entry Exit Exit Date	Entry Exit folder
		Client Uid	Entry Exit / Clients folder
		Goal Uid	Entry Exit / Goals folder
		Service Uid	Entry Exit / Services (Outer) folder
		Service Code	Entry Exit / Services (Outer) folder
		Service Code Description	Entry Exit / Services (Outer) folder
		Service Provide Provider	Entry Exit / Services (Outer) folder
		Service Provide Start Date	Entry Exit / Services (Outer) folder
		Service Provide End Date	Entry Exit / Services (Outer) folder
		Service Need Id	Entry Exit / Services (Outer) folder
	Filter Objects:	Service Inactive	Entry Exit / Services (Outer) folder
		Service Provided	Entry Exit folder
	Need Goal Id	Entry Exit / Goals folder	

QUERY NAME	OBJECT TYPE	FIELD NAME	LOCATION
Data Universe: ee_u (Entry Exit Universe)	Result Objects:	Client Uid	Entry Exit / Clients folder
		Client Unique Id	Entry Exit / Clients folder
		Entry Exit Uid	Entry Exit folder
		Entry Exit Entry Date	Entry Exit folder
		Entry Exit Exit Date	Entry Exit folder
		Entry Exit Provider Id	Entry Exit folder
		Entry Exit Group Id	Entry Exit folder
		Entry Exit Reason Leaving	Entry Exit folder
		Client Date of Birth	Entry Exit / Clients folder
		US Military Veteran	Entry Objects folder
		Client Primary Race	Entry Exit / Clients folder
		Client Gender	Entry Exit / Clients folder
		Service Uid	Entry Exit / Services (Outer) folder
		Service Code Description	Entry Exit / Services (Outer) folder
		Service Inactive	Entry Exit / Services (Outer) folder
		Entry Exit Type	Entry Exit folder
	Income received from any source in past 30 days	Entry Objects folder	
	Income received from any source in past 30 days	Exit Objects folder	
Filter Objects:	Client Inactive	Entry Exit / Clients folder	
	Entry Exit Inactive	Entry Exit folder	
Inc Entry Universe: ee_u (Entry Exit Universe)	Result Objects:	Entry Exit Uid	Entry Exit folder
		Entry Exit Entry Date	Entry Exit folder
		Entry Exit Exit Date	Entry Exit folder
		Entry Exit Type	Entry Exit folder
		Client Uid	Entry Exit / Clients folder
		Client Unique Id	Entry Exit / Clients folder
		Income received from any source in past 30 days	Entry Objects folder
		Recordset ID	Entry Objects / Monthly Income folder
		Provider	Entry Objects / Monthly Income folder
		Source of Income	Entry Objects / Monthly Income folder
		Last 30 Day Income	Entry Objects / Monthly Income folder
		Start Date	Entry Objects / Monthly Income folder
	Filter Objects:	Client Age at Entry	Entry Exit / Clients folder
		Client Date of Birth	Entry Exit / Clients folder
Client Inactive		Entry Exit / Clients folder	
Inc Exit Universe: ee_u (Entry Exit Universe)	Result Objects:	Entry Exit Uid	Entry Exit folder
		Entry Exit Entry Date	Entry Exit folder
		Entry Exit Exit Date	Entry Exit folder
		Entry Exit Type	Entry Exit folder
		Client Id	Entry Exit / Clients folder
		Client Uid	Entry Exit / Clients folder

		Income received from any source in past 30 days	Exit Objects folder
		Recordset ID	Exit Objects / Monthly Income folder
		Provider	Exit Objects / Monthly Income folder
		Source of Income	Exit Objects / Monthly Income folder
		Last 30 Day Income	Exit Objects / Monthly Income folder
		Start Date	Exit Objects / Monthly Income folder
	Filter Objects:	Client Age at Entry	Entry Exit / Clients folder
		Client Date of Birth	Entry Exit / Clients folder
		Client Inactive	Entry Exit / Clients folder

9. REVISION HISTORY:

Version	Description of Changes
V1	Original version –BETA