

ART Gallery Report 0702

Total Number of Homeless Persons, Metric 3.2

Contents

1. INTRODUCTION:	2
2. REPORT INSTRUCTIONS AND PROMPTS:.....	2
3. DESCRIPTION AND LAYOUT:	4
3.1 Summary.....	4
3.2 Tab B – Detail.....	5
3.3 Tab C – Additional Information	6
4. INPUT CONTROLS:	6
4.1 Tab A – Summary.....	6
5. ALERTERS:	7
5.1 This report contains no Alerters.....	7
6. TECHNICAL INFORMATION:	7
6.1 How the data are pulled:	7
6.2 Modification options:	7
7. MAPPING OBJECTS:	8
8. REVISION HISTORY:.....	8

1. INTRODUCTION:

This report is one in a series of CoC System Performance Measures. It uses counts of client level HMIS data to show an unduplicated annual count of homeless clients served in Emergency Shelter, Safe Haven and Transitional Housing.

This report should be run as needed to report to HUD on the CoC Performance Measures.

Prerequisites and workflow requirements:

- Use of a standard HUD Workflow by participating providers
- Proper recording of CoC Code, Program Type Code and Shelter Service Code in the Admin Provider Configurations for each provider in the dataset.

Compatibility and system requirements: This report requires ServicePoint 5.11.x or higher and ART 3.1.

2. REPORT INSTRUCTIONS AND PROMPTS:

The easiest way to start using this report is to navigate to the auto-mapper. This is a folder that has the reports automatically mapped to your site, so that you don't have to map them yourself. You can navigate to the auto-mapper as shown in Figure 2.1 below:

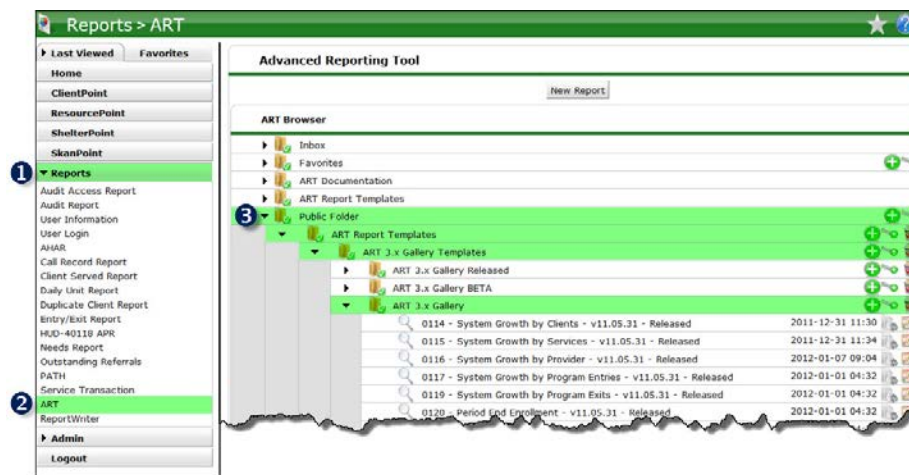


Figure 2.1

Requests for additional information concerning the report function/design should be directed to Bowman Systems' Customer Support Specialist (CSS) staff.

How to run: Upon opening the report, the User will be prompted to specify parameters which control the data returned by the report. Once the User has provided these parameters by responding to the user prompts, a green check-mark will appear next to each field to indicate that a selection has been made. The User should then single-click the "Refresh Data" button to generate the report.

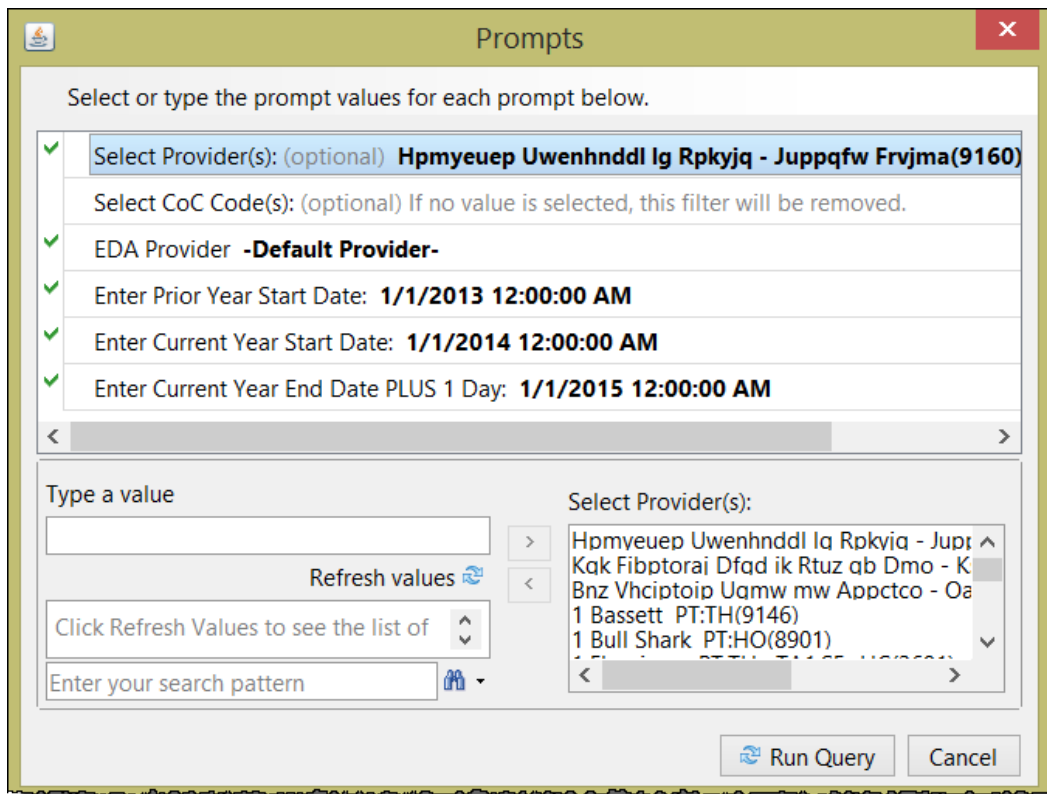


Figure 2.2

The user prompts contained in this report are:

1. **Select Provider(s):** This prompt is optional. Click the “refresh list” icon and wait for the left window to refresh. Now select the providers to include by highlighting them in the left window and moving them into the right window using the right selection arrow.
2. **Select CoC Code(s):** This prompt is optional. Either leave “None Selected” in the prompt or click the “refresh list” icon and wait for the left window to refresh. Now select the provider CoC Codes to include by highlighting them in the left window and moving them into the right window using the right selection arrow
3. **EDA Provider:** The user should select the EDA provider to run the report as, or leave it at the “-Default Provider-” if the default has the appropriate security level.
4. **Enter Prior Year Start Date:** Enter the date for the Prior Year to be considered in the report. This should be one year prior to the Current Year Start Date.
5. **Enter Current Year Start Date:** Enter the date for the Current Year Start Date. This is the start date of the fiscal year for the report.
6. **Enter Current Year End Date PLUS 1 Day:** Enter the Current Year End Date plus one day.

3. DESCRIPTION AND LAYOUT:

3.1 Summary

This tab contains data about the number of homeless persons served in Emergency Shelter, Safe Haven and Transitional Housing for Prior and Current Year (as specified in the prompts).

Number of Homeless Persons, Metric 3.2			
Summary			
Prior Year Report Dates: 1/1/2013 - 12/31/2013		Current Year Report Dates: 1/1/2014 - 12/31/2014	
	Prior Year Counts	Current Year Counts	Difference
Unduplicated Total Sheltered Homeless Persons	732	836	104
Emergency Shelter	258	320	62
Safe Haven	160	173	13
Transitional Housing	318	347	29

Figure 3.1

Rows:

- **Unduplicated Total Sheltered Homeless Persons:** This row displays the total unsheltered count of clients served in the Prior Year, Current Year and the difference between these two. It is an unduplicated number so therefore the rows below may not add to the total as a client may be served in more than one project type per year.
- **Emergency Shelter:** This row displays the Prior Year, Current Year and Difference between these two. Clients can be included either by Entry/Exit or by Shelter/Service if designated as a Night by Night Emergency Shelter in the Method for Tracking Emergency Shelter field in the HUD Standards. Dates must match the time frame selected in the prompts.
- **Safe Haven and Transitional Housing:** These rows display the Prior Year, Current Year and Difference between these two. Clients are included only where there is an Entry Exit during the time frame specified in the prompts.

Columns:

- **Prior Year Counts** This column displays the count of clients served in the Prior Year as selected in the prompts
- **Current Year Counts:** This column displays the count of clients served in the Current Year as selected in the prompts
- **Difference:** This column displays the difference in clients served between the prior year and the current year. A (-) sign in front the of the number indicates a reduction in clients served.

3.2 Tab B – Detail

This tab contains details information for all of the transactions included in the report.

Number of Homeless Persons, Metric 3.2							
Detail							
Prior Year Report Dates: 1/1/2013 - 12/31/2013				Current Year Report Dates: 1/1/2014 - 12/31/2014			
Client Uid	Unique Id 1,306	Group Id	Trans Type	Provider	Proj Type	Start Date	End Date
3	cnpd12	5003767	ShelterPT	Hpmyeuep Uwenhnddl Ig Rpkylq - Juppqfw Frvjma (9160)	ES	12/1/2013	1/1/2014
1900	tcjj52		Entry/Exit	1 Flamingo PT:TH TA1:SF+HC(2691)	TH	11/21/2014	12/13/2014
2340	kklr14		Service	Kqk Fibptoraj Dfgd ik Rtuz qb Dmo - Kswxd Nhivixp Wppgsum(9130)	ES	11/21/2014	11/24/2014
2341	trpr14		Service	Kqk Fibptoraj Dfgd ik Rtuz qb Dmo - Kswxd Nhivixp Wppgsum(9130)	ES	11/21/2014	11/24/2014
2793	rcwu23		ShelterPT	Hpmyeuep Uwenhnddl Ig Rpkylq - Juppqfw Frvjma (9160)	ES	4/19/2014	4/20/2014
2793	rcwu23		ShelterPT	Hpmyeuep Uwenhnddl Ig Rpkylq - Juppqfw Frvjma (9160)	ES	4/20/2014	4/21/2014

Figure 3.2

Client Detail:

- **Client Uid:** The column lists all Client Uid’s in the report range.
- **Client Unique Id:** The column header counts all Client Unique Id’s in the report range. The cells are merged, which means multiple rows of data for that client will only display one Client Unique Id.
- **Group Id:** This column displays the Group Id where one is present. If no Group Id is displayed, the client was served as a single individual.
- **Trans Type:** This column displays the Transaction Type for each transaction per client.
- **Provider:** This column displays the provider of the Entry/Exit or Service/Shelter Service.
- **Proj Type:** This column displays the project type for each Entry/Exit or Service/Shelter Service
- **Start Date:** This column displays the start date for the transaction.
- **End Date:** This column displays the end date for the transaction and is blank if client is not exited.

3.3 Tab C – Additional Information

This tab contains the information included in the prompts and a list of all providers in the report with Project Type, Transaction Count and Unique Client Count specified per provider.

Number of Homeless Persons, Metric 3.2 Additional Information Report Dates: 1/1/2014 - 12/31/2014	
User Prompt Field	Value(s) Selected
Select Provider(s):	Hpmyeuep Uwenhndd Iq Rpkylq - Juppqfw Frvjma(9160); Kqk Fibptoraj Dfgd ik Rtuz qb Dmo - Kswxd Nhivixp Wppgsum(9130); Bnz Vhciptop Ugmw mw Appctco - OaxciPdvpv Drgskubb(8864); 1 Bassett PT:TH(9146); 1 Bull Shark PT:HO(8901); 1 Flamingo PT:TH TA1:SF+HC(2691); 1 Impala PT:PSH TA1:SMF Othr:Sal(8696); 1 Snake PT:TH TA1:HC(2796); 1 Anteater PT:ES TA1:HC(3498); 1 Arctic Fox PT:ES TA1:SMF(5134); 1 Arctic Wolf PT:ES TA1:SM(6938); 1 Parrot PT:SH TA1:SMF(3663); 1 Pelican PT:SH(7163); 1 Penguin PT:SH TA1:SMF(7660); 1 Tang Fish PT:SH TA1:SMF(7083)
Select CoC Code(s):	- Optional Prompt -
EDA Provider:	-Default Provider-
Enter Prior Year Start Date:	1/1/2013
Enter Current Year Start Date:	1/1/2014
Enter Current Year End Date PLUS 1 Day:	1/1/2015

Provider	Proj Type	Transaction Count	Unique Client Count
1 Arctic Wolf PT:ES TA1:SM(6938)	ES	301	278
1 Bassett PT:TH(9146)	TH	7	7
1 Flamingo PT:TH TA1:SF+HC(2691)	TH	321	318

Figure 3.3

4. INPUT CONTROLS:

4.1 Tab A – Summary

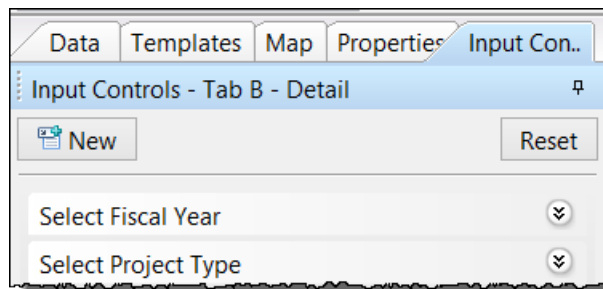


Figure 4.1

Input controls include the following:

- 1) **Select Fiscal Year** – This input control allows the user to filter the data to either Prior or Current Fiscal Year
- 2) **Select Project Type**– this input control allows the user to filter data to a particular project type.

5. ALERTERS:

5.1 This report contains no Alerters.

6. TECHNICAL INFORMATION:

6.1 How the data are pulled:

This report utilizes three separate queries where two are in the resourcepoint_universe and one in the client_universe.

The first query, Provider EE, pulls providers in the following ways:

- Providers in the “Select Provider(s)” prompt
- Providers with a new CoC Code as selected in the “Selected CoC Code(s)”.
AND
- Provider Program Type Code is either Safe Haven or Transitional Housing
OR Emergency Shelter where Method for Tracking Emergency Shelter Utilization is Entry
Exit Date.

The second query, Provider Shelter NBN, pulls providers in the following ways:

- Providers in the “Select Provider(s)” prompt
- Providers with a new CoC Code as selected in the “Selected CoC Code(s)”.
AND
- Provider Program Type Code is Emergency Shelter and Method for Tracking Emergency
Shelter Utilization is Night By Night.

The third query BISData, pulls in clients in the following way:

- Entry Exit data where the Client is active, the Entry Exit is active, and the Start Date for the entry overlaps the goal posts or the prior year goal posts for providers in list with those from Provider EE
OR
- Providers that are listed in the Provider Shelter NbN where clients do not have a shelter stay during the time period and where Client is Active, and Entry Exit is active
OR
- Providers that are listed in the Provider Shelter NbN where clients do have a shelter stay or service transactions as described below:
 - Pulls service transactions for Clients with provider in list with Provider Shelter NbN where the Client is active and there is an active service, current or prior year AND either Service Shelter = Yes OR one of the listed service codes.

6.2 Modification options:

This report is based on HUD established System Performance Measures reporting specifications provided to HMIS Software Solutions Providers. Modification is not recommended.

7. MAPPING OBJECTS:

A listing of the report objects and their source universe and source folder is provided below. Objects are arranged by query and by object type.

QUERY NAME	OBJECT TYPE	FIELD NAME	LOCATION
Provider EE resourcepoint_u	Result Objects:	Provider	Provider folder
		CoC Code	Provider / HUD Standards Information / CoC Code folder
		HUD Standards Information Method for Tracking Residential Program Occupancy	Provider / HUD Standards Information
		HUD Standards Information Program Type Code	Provider / HUD Standards Information folder
Provider Shelter NBN resourcepoint_u	Result Objects:	Provider	Provider folder
		CoC Code	Provider / HUD Standards Information / CoC Code folder
		HUD Standards Information Method for Tracking Residential Program Occupancy	Provider / HUD Standards Information
		HUD Standards Information Program Type Code	Provider / HUD Standards Information folder
BISData client_u	Result Objects:	Client Uid	Clients folder
		Client Unique Id	Clients folder
		Entry Exit Uid	Clients / Entry Exit (Outer) folder
		Entry Exit Provider Id	Clients / Entry Exit (Outer) folder
		Entry Exit Entry Date	Clients / Entry Exit (Outer) folder
		Entry Exit Exit Date	Clients / Entry Exit (Outer) folder
		Entry Exit Group Id	Clients / Entry Exit (Outer) folder
		Entry Exit Type	Clients / Entry Exit (Outer) folder
		Entry Exit Provider Program Type Code	Clients / Entry Exit (Outer) folder
		Service Uid	Clients / Service (Outer) folder
		Service Provide Provider	Clients / Service (Outer) folder
		Service Provide Start Date	Clients / Service (Outer) folder
		Service Provide End Date	Clients / Service (Outer) folder
		Service Group Id	Clients / Service (Outer) folder
		Service Shelter Item	Clients / Service (Outer) folder
		Service Provide Provider Program Type Code	Clients / Service (Outer) folder
	Filter Objects:	Client Inactive	Clients folder
		Entry Exit Inactive	Clients / Entry Exit (Outer) folder
		Service Inactive	Clients / Service (Outer) folder
		Service Code	Clients / Service (Outer) folder

8. REVISION HISTORY:

Version	Description of Changes
V1	Original version –BETA
V2	Revision: Adjust BIS Data query for NbN clients.